



NETAJI NAGAR COLLEGE FOR WOMEN

170/13/1 N.S.C BOSE ROAD, REGENT ESTATE, KOLKATA

Re-Accredited by NAAC with Grade B+ with CGPA of 2.58

Students Feedback

NETAJI NAGAR COLLEGE FOR WOMEN, KOLKATA-92

INTERNAL QUALITY ASSURANCE CELL (IQAC)

STUDENTS FEEDBACK FORM

This questionnaire has been designed by IQAC, Netaji Nagar College for Women, Kolkata to seek a feedback from the students to strengthen the quality of teaching-learning environment.

Tick (✓) the appropriate choice for each point.

	Teachers of the department	Below Avg 1	Avg 2	Good 3	Very Good 4	Excellent 5
1.	Punctuality in classes					
2.	Regularity in taking classes					
3.	Completes syllabus of course in time					
4.	Shares the answer of class tests					
5.	Shows the evaluated answer books					
6.	Helps students by providing study material					
7.	Helps students in realizing career goals					
8.	Inspire students for ethical conduct					
9.	Availability of teachers in laboratory					
10.	Helping the students in conducting experiments					

	Library and office	Below Avg 1	Avg 2	Good 3	Very Good 4	Excellent 5
1.	Library Resources (required no. of books)					
2.	Library services					
3.	Cooperation from Library Staff					
4.	Availability of Reading Space					
5.	Cataloguing and arrangement system of books					
6.	Availability of Xerox facility					
7.	Cooperation from office staff					

	Other Facilities	Below Avg 1	Avg 2	Good 3	Very Good 4	Excellent 5
1.	Availability of Pure Drinking Water					
2.	Availability of Clean Washrooms					

Suggestions if any,

- Regarding Library:
- Regarding Co- curricular activities:
- Regarding Sports Facilities:

NAME (optional):

Class:

Roll No:

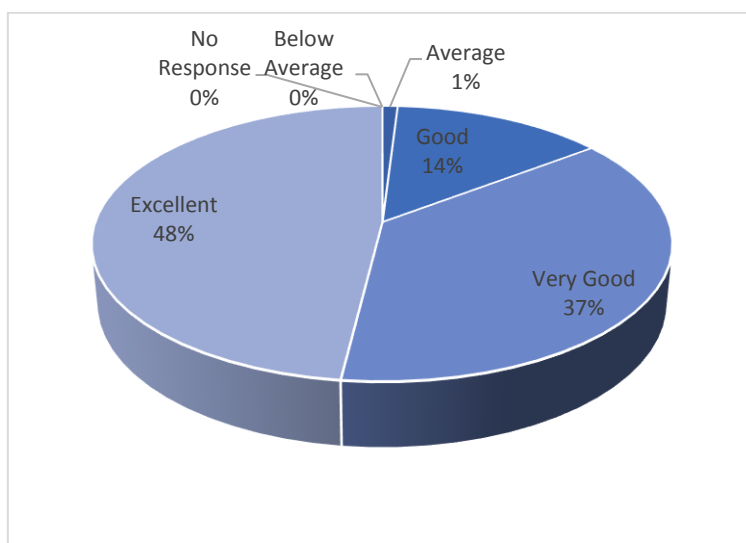
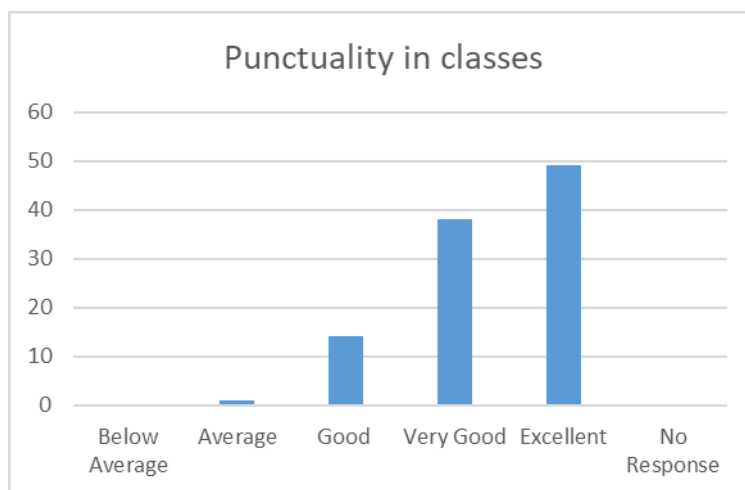
Student Feedback (2020-2021)

Total number of Responses= 102

Teachers of the department:

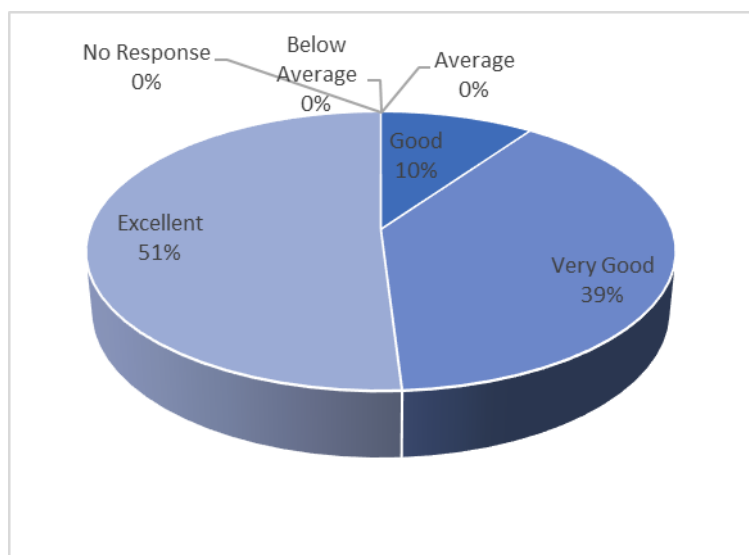
1. Punctuality in classes:

Choice of Response	Response#	Response%
Below Average	0	0.00
Average	1	0.98
Good	14	13.73
Very Good	38	37.25
Excellent	49	48.04
No Response	0	0.00



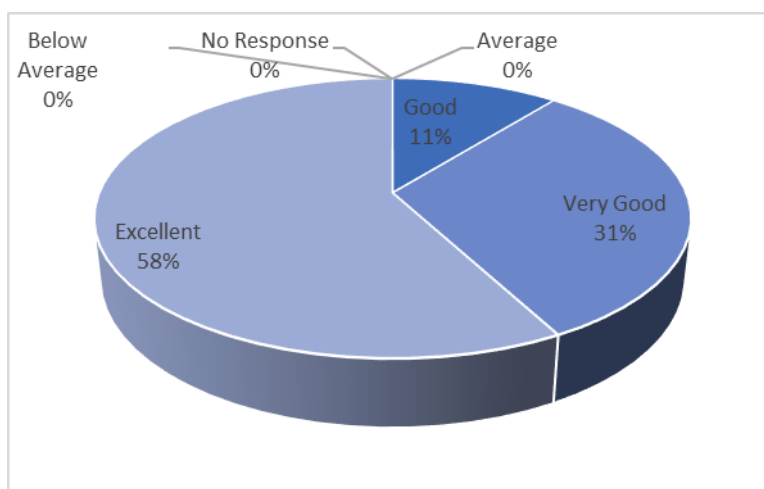
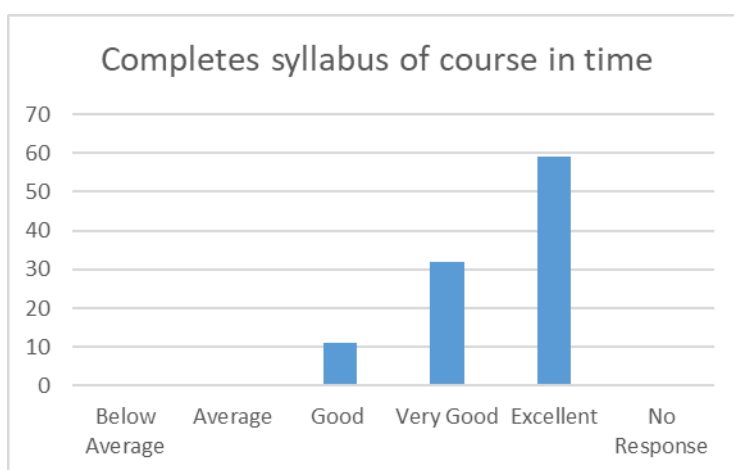
2. Regularity in taking classes:

Choice of Response	Response	Response%
Below Average	0	0.00
Average	0	0.00
Good	10	9.80
Very Good	40	39.22
Excellent	52	50.98
No Response	0	0.00



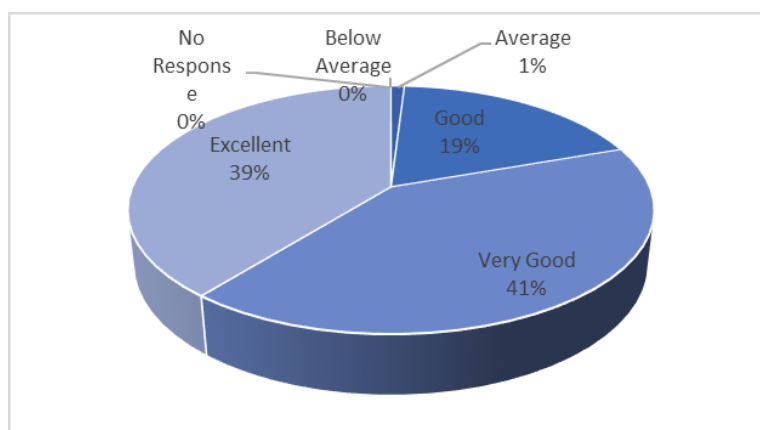
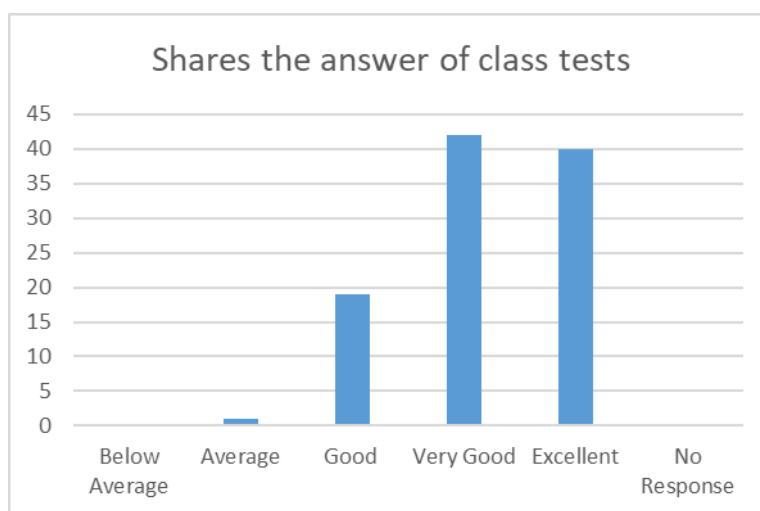
3. Completes syllabus of course in time

Choice of Response	Response	Response%
Below Average	0	0.00
Average	0	0.00
Good	11	10.78
Very Good	32	31.37
Excellent	59	57.84
No Response	0	0.00



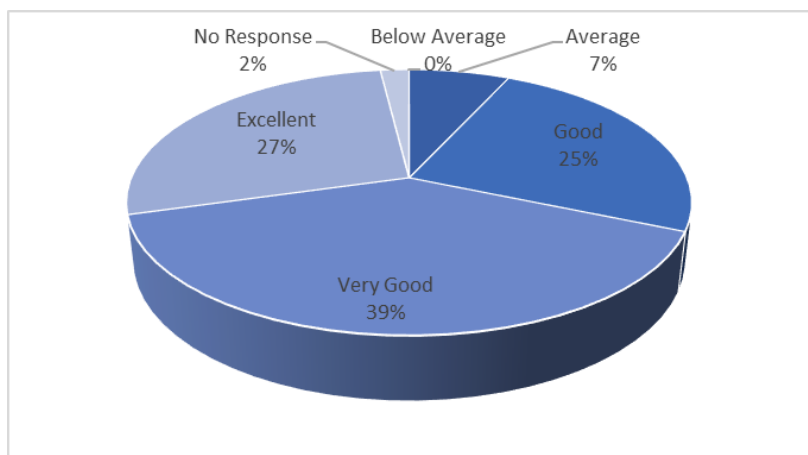
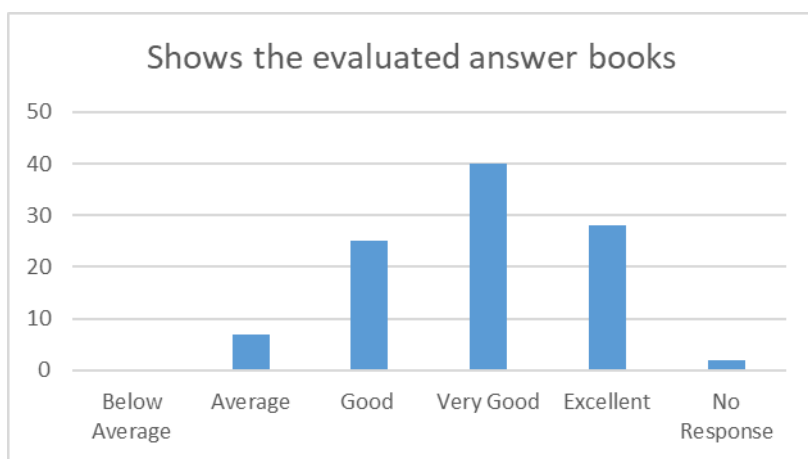
4. Shares the answer of class tests:

Choice of Response	Response	Response%
Below Average	0	0.00
Average	1	0.98
Good	19	18.63
Very Good	42	41.18
Excellent	40	39.22
No Response	0	0.00



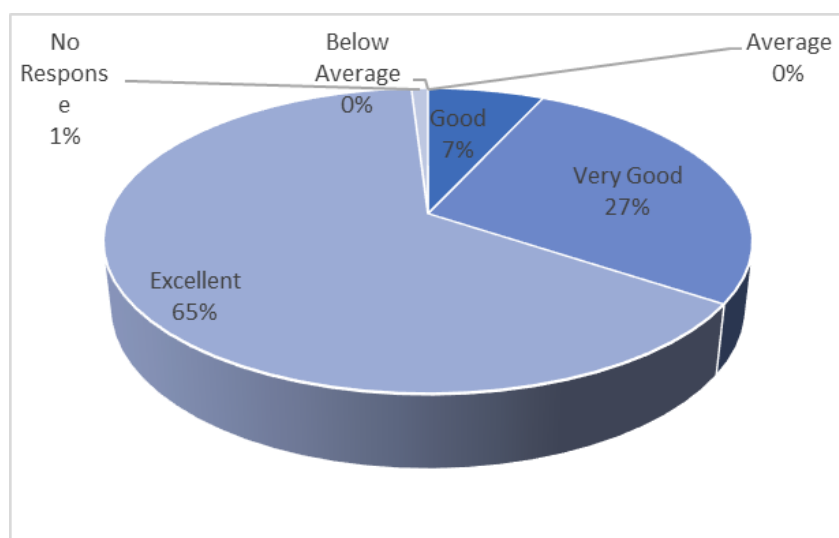
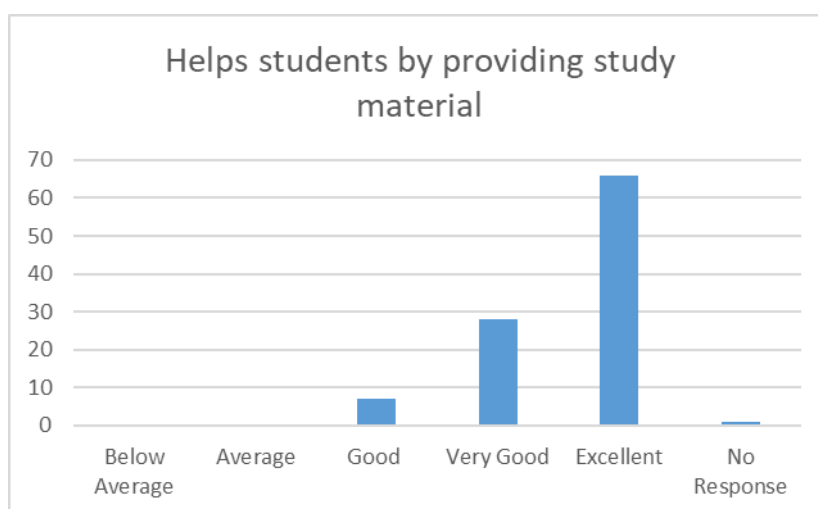
5. Shows the evaluated answer books:

Choice of Response	Response	Response%
Below Average	0	0.00
Average	7	6.86
Good	25	24.51
Very Good	40	39.22
Excellent	28	27.45
No Response	2	1.96



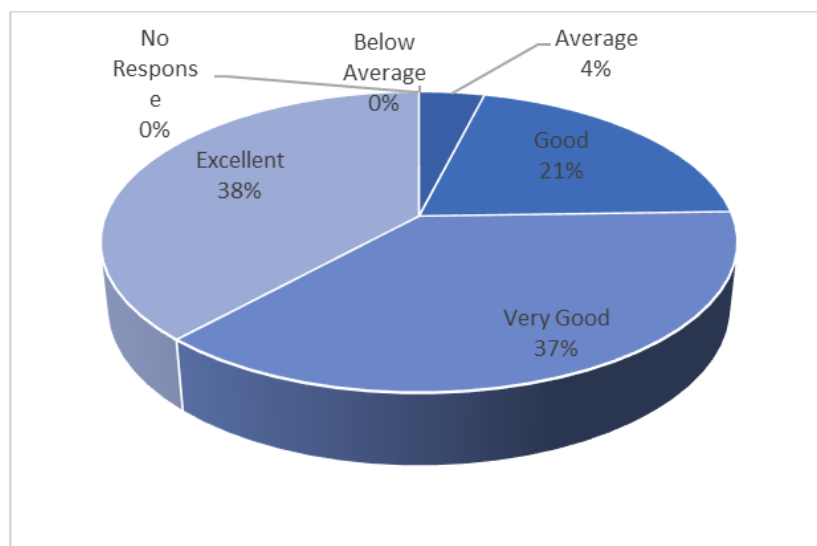
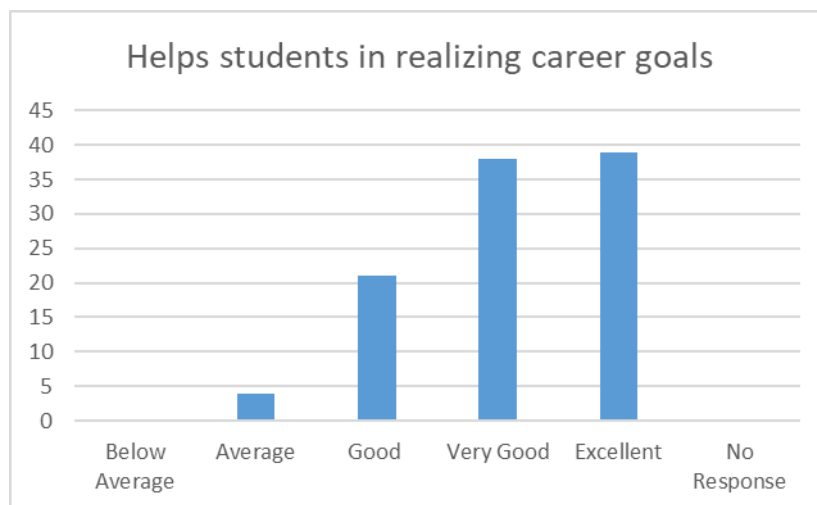
6. Helps students by providing study material:

Choice of Response	Response	Response%
Below Average	0	0.00
Average	0	0.00
Good	7	6.86
Very Good	28	27.45
Excellent	66	64.71
No Response	1	0.98



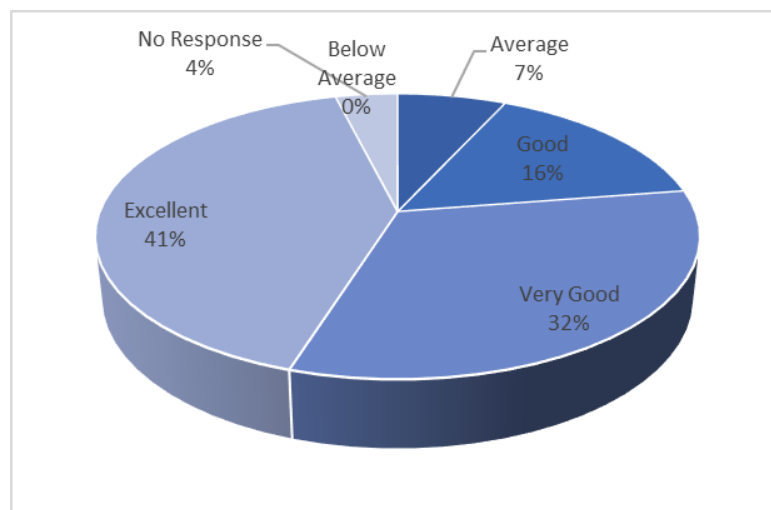
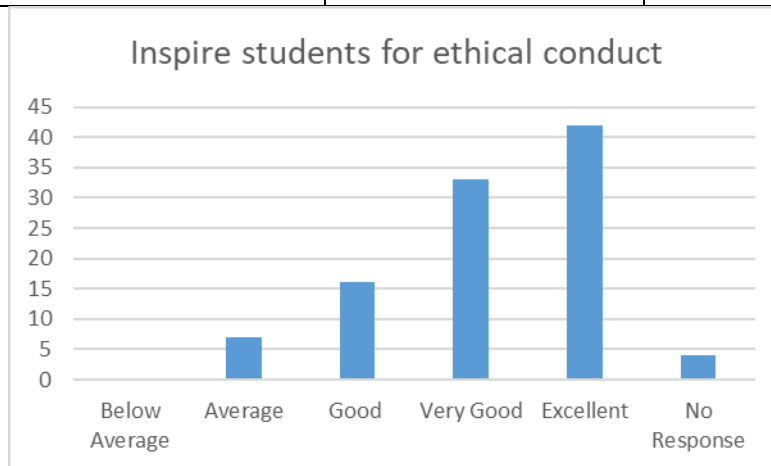
7. Helps students in realizing career goals

Choice of Response	Response	Response%
Below Average	0	0.00
Average	4	3.92
Good	21	20.59
Very Good	38	37.25
Excellent	39	38.24
No Response	0	0.00



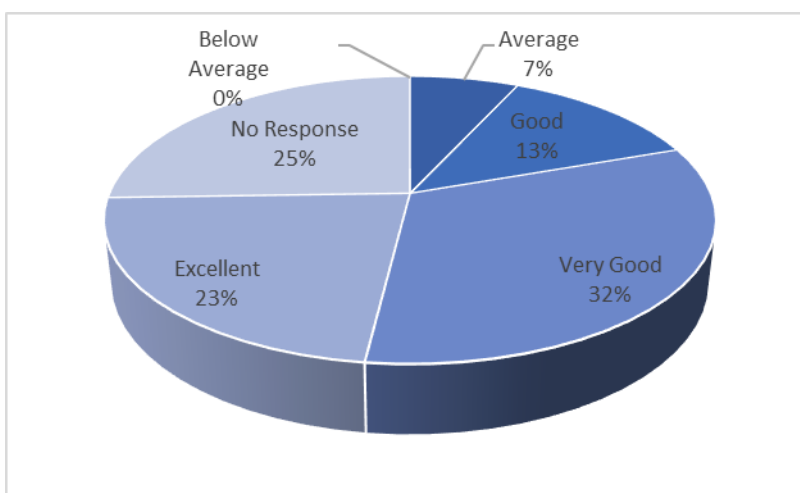
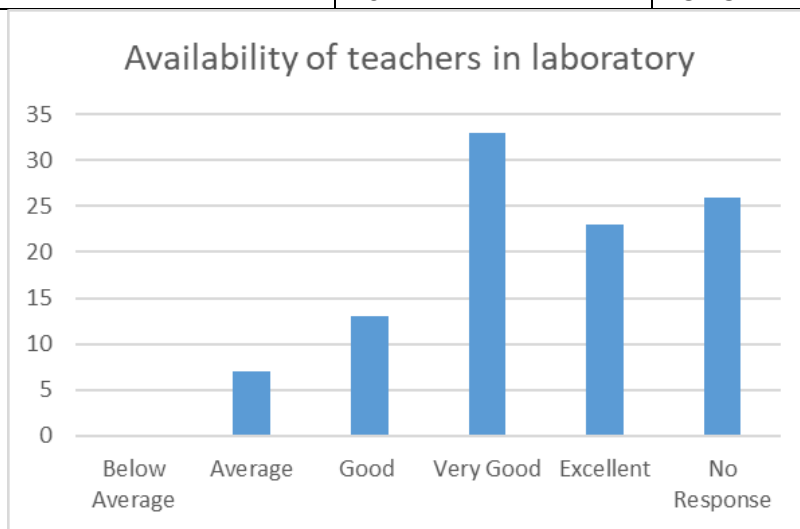
8. Inspire students for ethical conduct:

Choice of Response	Response	Response%
Below Average	0	0.00
Average	7	6.86
Good	16	15.69
Very Good	33	32.35
Excellent	42	41.18
No Response	4	3.92



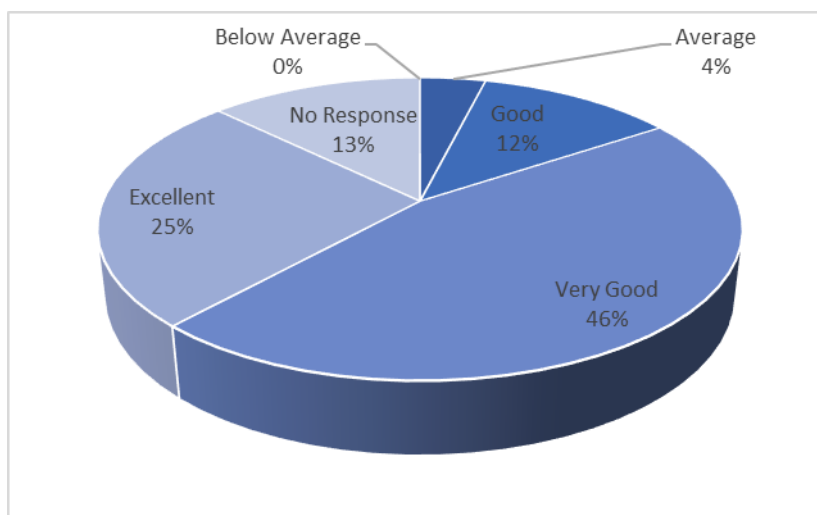
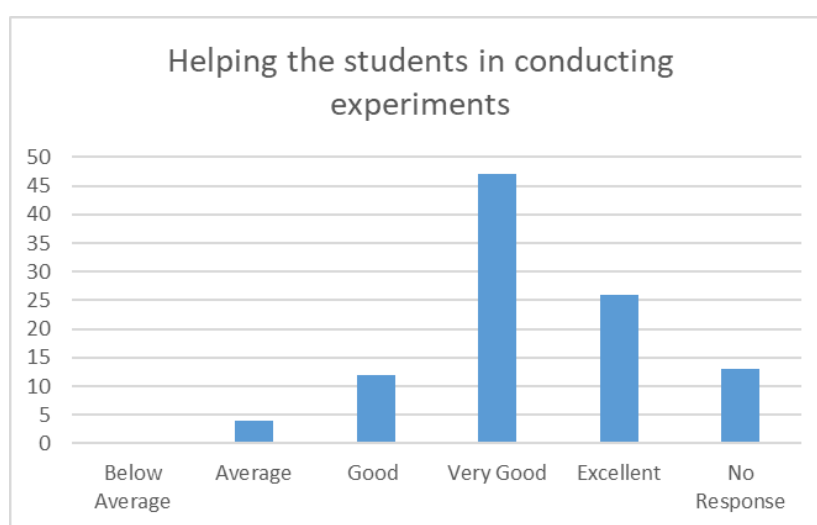
9. Availability of teachers in laboratory

Choice of Response	Response	Response%
Below Average	0	0.00
Average	7	6.86
Good	13	12.75
Very Good	33	32.35
Excellent	23	22.55
No Response	26	25.49



10. Helping the students in conducting experiments:

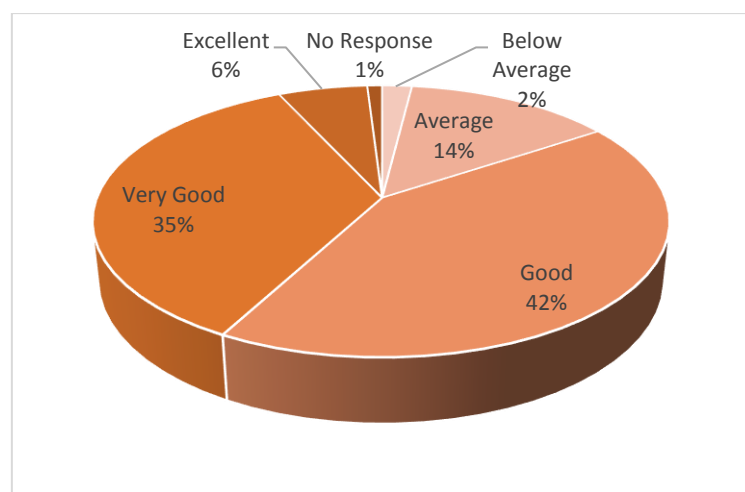
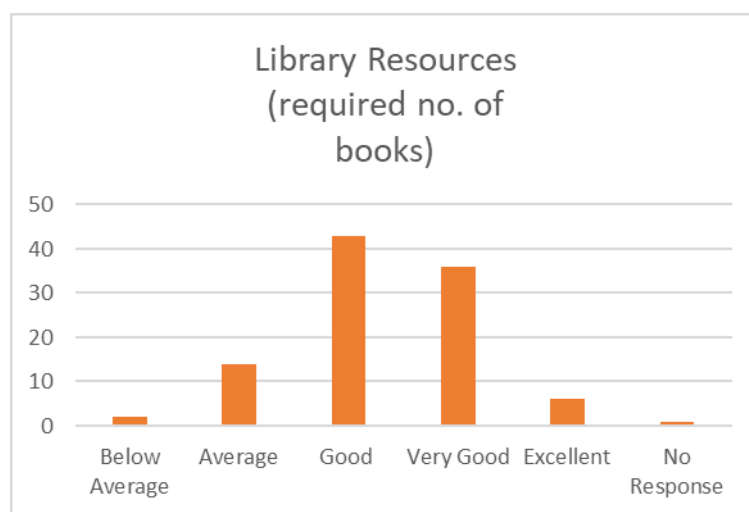
Choice of Response	Response	Response%
Below Average	0	0.00
Average	4	3.92
Good	12	11.76
Very Good	47	46.08
Excellent	26	25.49
No Response	13	12.75



Library and Office

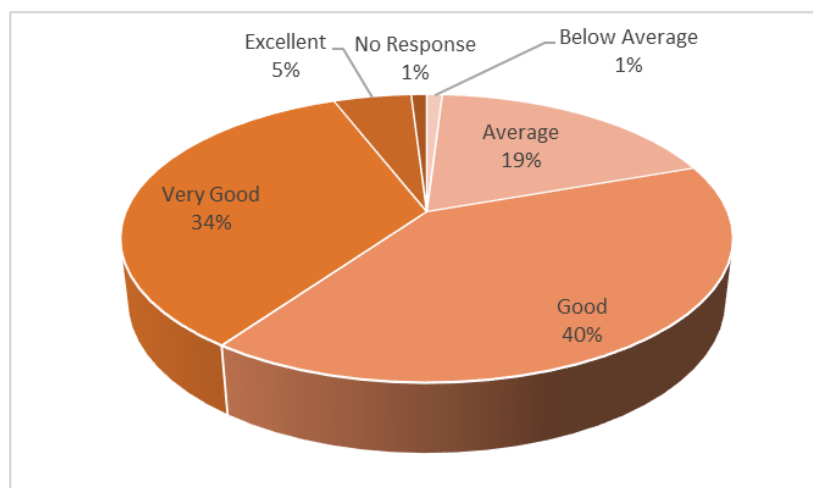
1. Library Resources (required no. of books):

Choice of Response	Response	Response%
Below Average	2	1.96
Average	14	13.73
Good	43	42.16
Very Good	36	35.29
Excellent	6	5.88
No Response	1	0.98



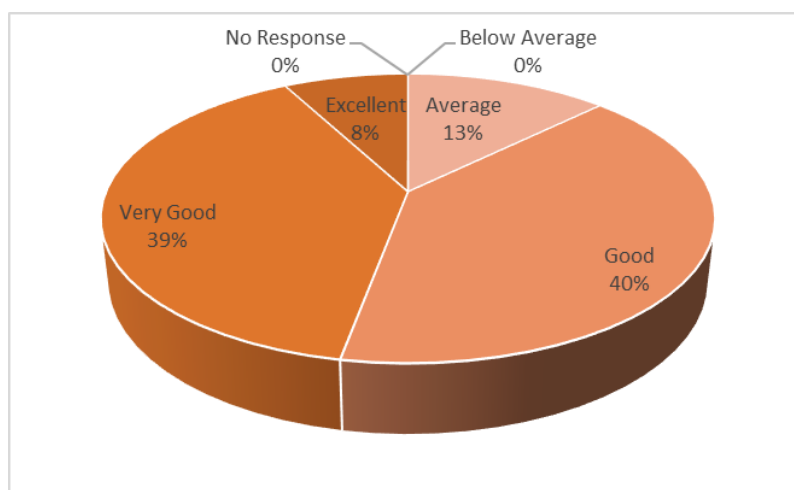
2. Library services:

Choice of Response	Response	Response%
Below Average	1	0.98
Average	19	18.63
Good	41	40.20
Very Good	35	34.31
Excellent	5	4.90
No Response	1	0.98



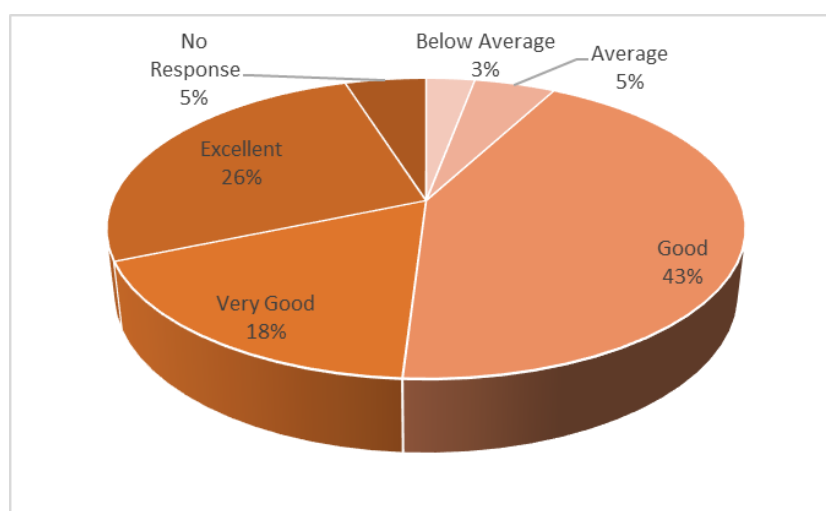
3. Cooperation from Library Staff

Choice of Response	Response	Response%
Below Average	0	0.00
Average	13	12.75
Good	41	40.20
Very Good	40	39.22
Excellent	8	7.84
No Response	0	0.00



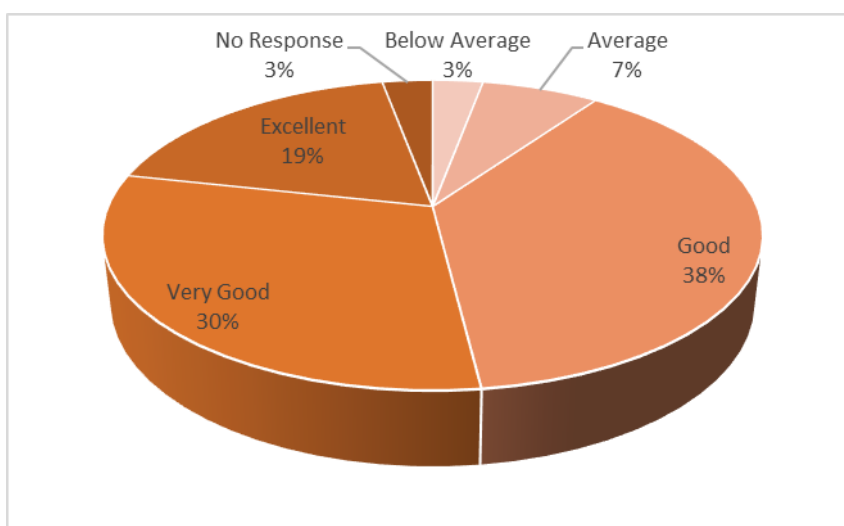
4. Availability of Reading Space

Choice of Response	Response	Response%
Below Average	3	2.94
Average	5	4.90
Good	44	43.14
Very Good	18	17.65
Excellent	27	26.47
No Response	5	4.90



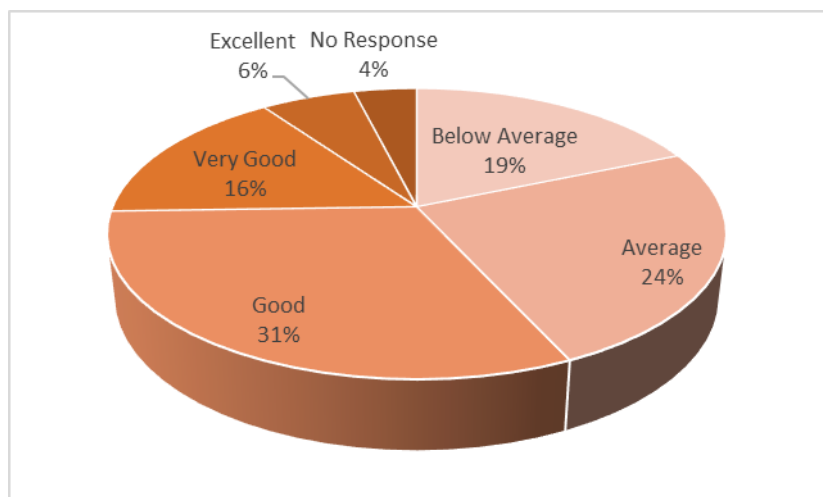
5. Cataloguing and arrangement system of books:

Choice of Response	Response	Response%
Below Average	3	2.94
Average	7	6.86
Good	39	38.24
Very Good	31	30.39
Excellent	19	18.63
No Response	3	2.94



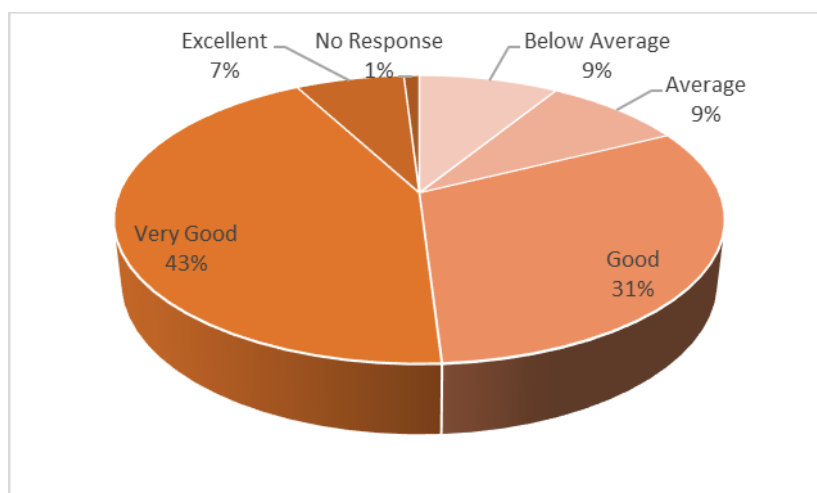
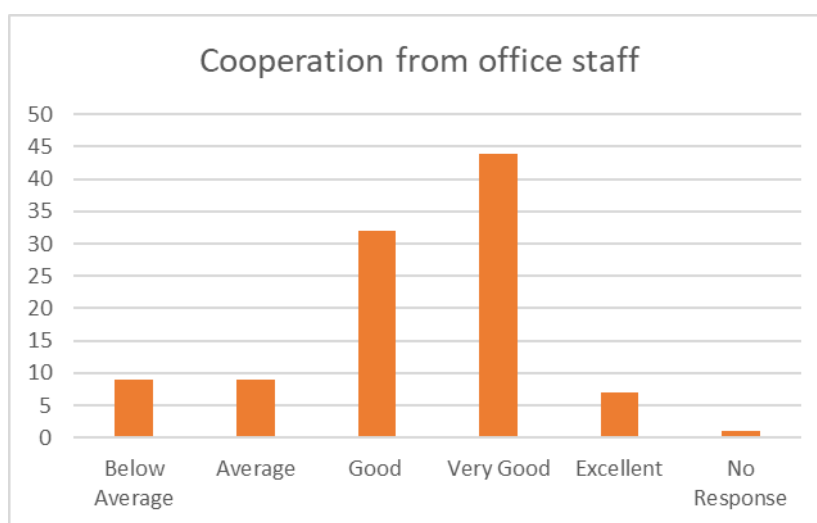
6. Availability of Xerox facility

Choice of Response	Response	Response%
Below Average	19	18.63
Average	25	24.51
Good	32	31.37
Very Good	16	15.69
Excellent	6	5.88
No Response	4	3.92



7. Cooperation from office staff

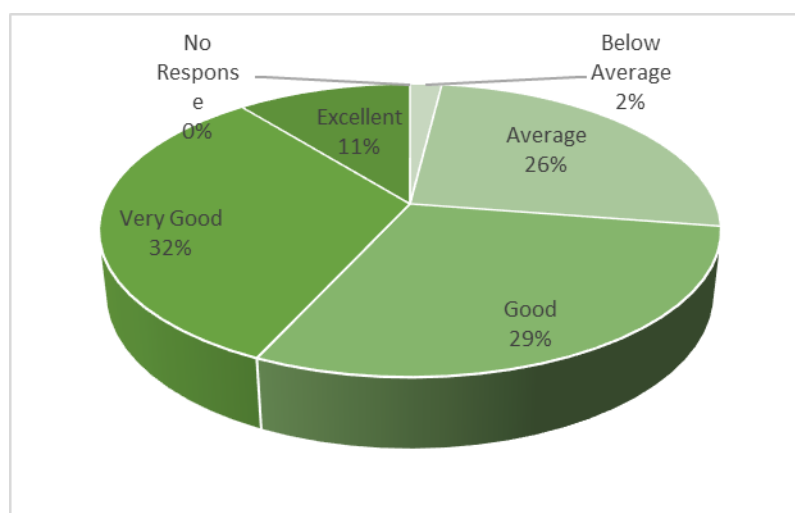
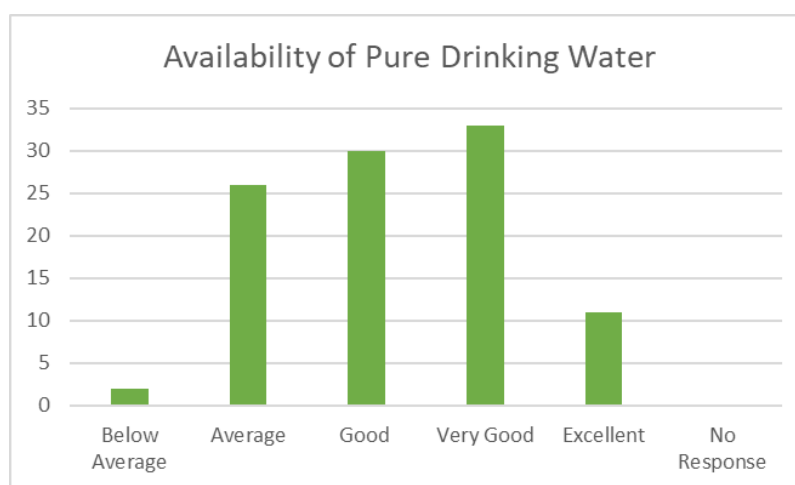
Choice of Response	Response	Response%
Below Average	9	8.82
Average	9	8.82
Good	32	31.37
Very Good	44	43.14
Excellent	7	6.86
No Response	1	0.98



Other Facilities:

1. Availability of Pure Drinking Water

Choice of Response	Response	Response%
Below Average	2	1.96
Average	26	25.49
Good	30	29.41
Very Good	33	32.35
Excellent	11	10.78
No Response	0	0.00



2. Availability of Clean Washrooms

Choice of Response	Response	Response%
Below Average	29	28.43
Average	31	30.39
Good	15	14.71
Very Good	22	21.57
Excellent	5	4.90
No Response	0	0.00

